
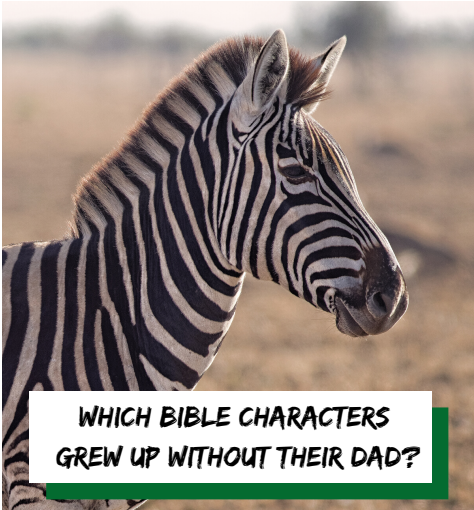

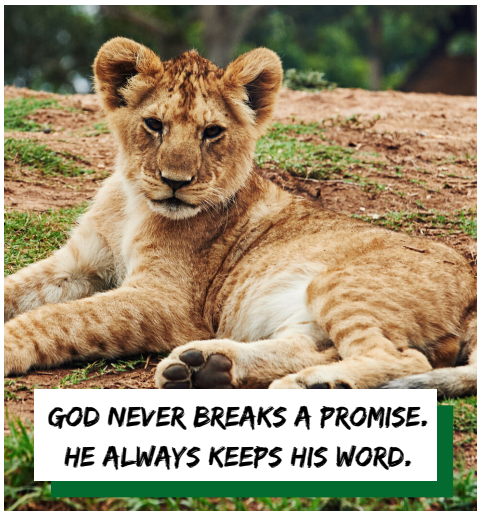

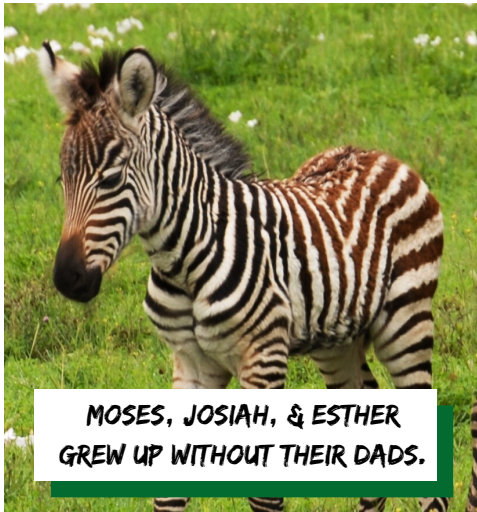


ANIMAL DAD MATCH GAME

Print the pictures, cut them apart, and arrange them face down on a table. Watch the "Father's Day Bible Lesson for Kids" video at [YouTube.com/kidsenjoyingjesus](https://www.youtube.com/kidsenjoyingjesus). Afterward, take turns flipping cards to try matching a baby animal with its dad. Once a match is found, read the question on the father animal card and let the children respond before revealing the answer on the baby animal card.





If you are unable to print the "Dad Match" cards, simply watch the video and then use a phone or other device to display these pages. Have one child pick a father animal and read the question on the first page. Then have another child find the matching baby animal and read the answer on the second page.